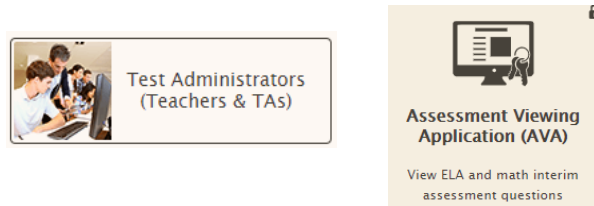


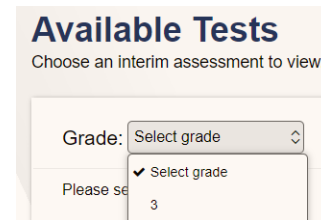
Assessment Viewing Application (AVA)

AVA allows authorized users to review the Smarter Balanced Interim Comprehensive (ICA) or the Interim Assessment Block (IAB) assessments for administrative or instructional purposes.

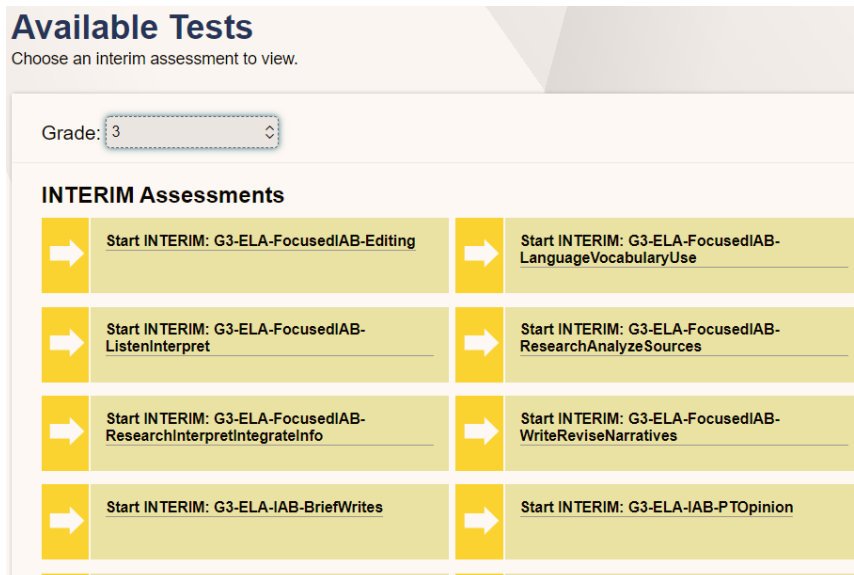
1. WCAP Portal <https://wa.portal.cambiumast.com/>
2. Select Test Administrators then AVA portal card



3. Select the grade level of interim you plan to administer

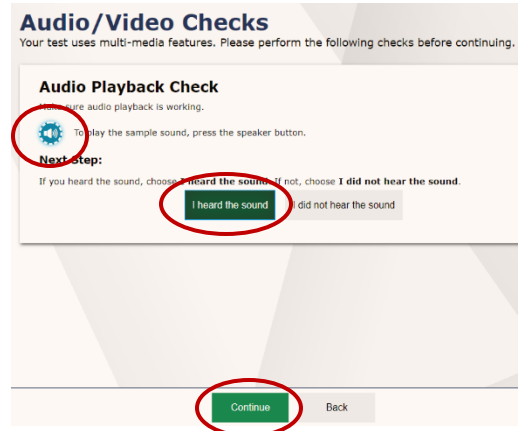


4. Click the desired test name. Note: *tests are not presented in any specific order, so take time to select the desired test. Test name provides guidance regarding the content area, type, and other specifics about the interim:*



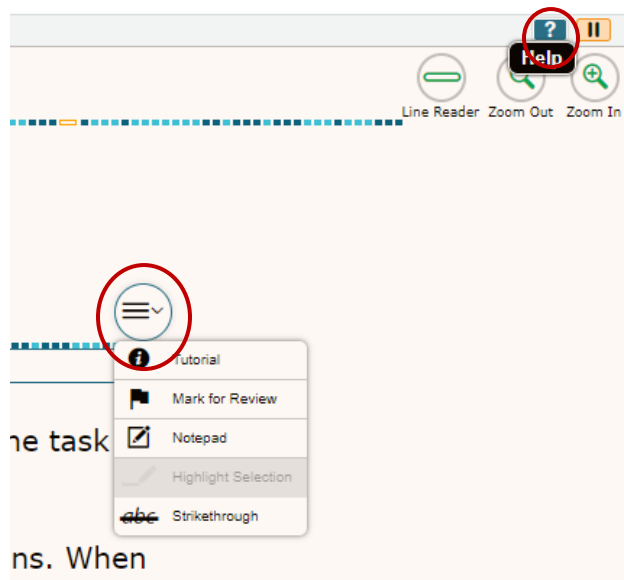
Assessment Viewing Application (AVA)

5. Audio Playback Check page allows you to verify the functionality of any audio content that the test may include. Be sure to unmute the speakers on your device, if necessary. Note: *for all ELA interims, the sound check page appears. For all math interims, the first test page appears.*



6. The interim test page will now appear. Some pages may have only one question, and others may have multiple questions. Questions may also be associated with a stimulus, such as a reading passage or video

- Test Tools – AVA includes various on-screen tools to give you a feel for how different tools operate from a student’s perspective. You can learn about tools by clicking the ? button, which opens the Help Guide.
- Test timeout – AVA automatically logs you out after 30 minutes of inactivity
- You may “pause” the test at any time; however, the system will log you out. None of your responses are saved, and you will start again at the first question in the test.



7. After viewing all the questions in a test, the Finished button appears in the global menu
- When you click Finished, a confirmation message appears, give you two options:
 - Click Yes to continue to the next page
 - Click No to keep working on the test
 - When you have selected Yes, the You are done entering data screen appears. This screen gives you one more opportunity to review questions before submitting.
 - When done reviewing, select Submit Test button
 - To complete your review of the test and end your current AVA session, click Log Out on the Done Reviewing Test page.